




SILVERCRETE™

P R E C A S T

Revised: May 2025

SLEEPERS AND PLINTHS



(08) 8280 9055 

SALES@SILVERCRETE.COM.AU 

WWW.SILVERCRETE.COM.AU 

11 HEASLIP ROAD, BURTON SA 5110 

SLEEPERS

Silvercrete's sleepers are market leading, boasting the largest range of sizes, colours and patterns. Concrete sleepers are primarily used to build retaining wall structures, however, they can be used to construct steps, children's sandpits, raised garden beds and garden borders.

Concrete sleepers are durable, long lasting retaining wall solution that does not suffer from white ant infestation or wood rot making them a near zero maintenance solution for your home, garden or commercial application. We also provide additional items and services associated with building a retaining wall including but not limited to steel beams, drainage pipe, plastic film, cutting and welding services.


STANDARD



STANDARD COMET
SLHD-2000-200-100-GR

SIZE OPTIONS (mm)		
LENGTH	HEIGHT	WIDTH
2000	200	80
2340		100
2400		130
3000	200	100
		150
4000	200	200

Standard smooth sleepers, engineered up to 5m available in:



CRIBS

HALF-SIZE SLEEPER



CRIB COMET
SLCR-2000-100-100-GR

SIZE OPTIONS (mm)		
LENGTH	HEIGHT	WIDTH
2000	100	100
2400		

Crib or Half-sized sleepers available in:



TAPERED



TAPERED COMET
SLTA-2000-12-100-GR

SIZE OPTIONS (mm)		
LENGTH	HEIGHT	WIDTH
2000	200 to 100	100
2400		

Tapered sleepers available in:



PATTERN SLEEPERS

Pattern Concrete Sleepers are Silvercrete's top selling sleepers bringing contemporary style to any setting it's applied to. The patterns rich colours combined with organic textures provide a modern feel that will compliment any landscape. With its outstanding popularity, there is a good chance you will see some of our Pattern Concrete Sleepers in your local neighborhood.

NOT SURE HOW TO
INSTALL OUR SLEEPERS?

Ask us for our Silvercrete
Sleeper Installation Guide.

✓
AS4678
CODE COMPLIANT

✓
AS3600
CODE COMPLIANT

ACRS
ACCREDITED
STEEL

TITAN



TITAN
SLBL-2000-200-100-CH

SIZE OPTIONS (mm)		
LENGTH	HEIGHT	WIDTH
2000	200	80
2400		100
		130
4000	200	200

Bookleaf Sleepers available in:



ASTEROID



ASTEROID
SLRF-2000-100-100-CH

NOVA
SLRF-2000-100-100-SA

SIZE OPTIONS (mm)		
LENGTH	HEIGHT	WIDTH
2000	200	80
		100
2400		130

Rockface Sleepers available in:



PLUTO




PLUTO
SLWG-2000-12-100-CH

SIZE OPTIONS (mm)		
LENGTH	HEIGHT	WIDTH
2000	200	80
		100
2400		130

Woodgrain Sleepers available in:



UNDER FENCE PLINTHS



Under Fence Plinths (UFPs) are designed to provide both practical and aesthetic benefits to fencing.

Extending the life of your fence by preventing the panel from being corroded by dirt, under fence plinths provide increased durability and lifespan to your fence. By using under fence plinths, you can also gain some extra height and fill the gap underneath your fence providing you with added privacy and ensuring you do not get any unwanted vermin or rubbish coming through your property.

NOT SURE HOW TO
INSTALL OUR UFPs?

Ask us for our Silvercrete
UFP Installation Guide.



UFPN COMET
UFPN-2340-200-50-GR

SIZE OPTIONS (mm)		
LENGTH	HEIGHT	WIDTH
2340*	100	50
	200	
3000	200	50

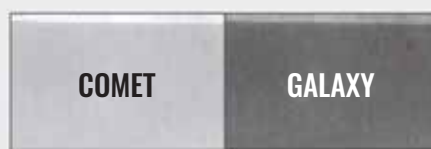
Comet UFPNs available in:



UFP COMET
UFP-2370-200-50-GR

SIZE OPTIONS (mm)		
LENGTH	HEIGHT	WIDTH
2340	100	50
	150	
	200	
2370	100	50
	200	

Comet UFPs available in:



HEAVY DUTY UFP COMET
UFPH-2370-200-75-GR

HEAVY DUTY		SIZE OPTIONS (mm)
LENGTH	HEIGHT	WIDTH
2340	100	75
	200	
2370	200	75

Heavy Duty Comet UFPs available in:



RETAINING WALL STEP KIT



» Brackets not visible

Silvercrete's retaining wall step kit is a system compliant to AS 1657:2018 that has been specifically designed to be used when access above or below a concrete sleeper retaining wall is required.

» Bolts together, ferrules cast in

Our step-kits are simple to install and will blend seamlessly with your retaining wall.

» Actual Step with Texture

Whether a home DIYer or professional contractor, our robust step-kit design is quick and easy to install, creating both a fast and cost-effective solution.

RELATED PRODUCTS & SERVICES

Silvercrete can supply all required sleeper accessories including; steel beams, drainage pipe and plastic for your retaining wall and associated landscape needs. We have a large range in stock and can also assist when your site has specific engineering requirements.



PICK-UP & DELIVERY



- Fleet of delivery vehicles.
- Kerbside delivery by Crane Truck.
- Site drops by Telescopic Handler.

Want to pick your concrete sleepers and steel beams up? No problem, we can accommodate from car trailer to B-double trucks.

NOTE: No vans or caged trailers.

CONCRETE CUTTING



Silvercrete can provide concrete cutting services for any of our concrete products. Sleepers can be cut to required length prior to delivery.

WELDING SERVICES



Silvercrete's in-house engineering workshop is able to pre-weld steel beams into set positions prior to delivery.

SLEEPER GRABS




Constructing a concrete sleeper retaining wall can be heavy work. Make it easy with a concrete sleeper grab!

- Max Lift 350kg
- Max Opening 140mm

BAGGED PRODUCTS



Silvercrete stocks both bagged concrete and speed set from Adelaide Brighton Cement. These products are packed weatherproof for your convenience. Available by the pallet or individually per bag.



ABOUT



SILVERCRETE'S SLEEPERS & PLINTHS

Silvercrete's range of sleepers and plinths are market leading, with a large range of sizes, colours and patterns. Concrete sleepers are primarily used to build retaining wall structures, however, they can be used to construct steps, sandpits, raised garden beds and garden borders.

Concrete sleepers and plinths are durable, long lasting and do not suffer from white-ant infestation or wood rot making them a near zero maintenance solution for your garden. We also provide additional items and services associated with building retaining walls including but not limited to steel beams, drainage pipe, plastic, concrete cutting and welding services.

QUALITY ASSURANCE YOU CAN TRUST

At Silvercrete you are dealing with a company you can trust. Silvercrete runs a strict externally certified integrated management system covering ISO 9001 (Quality Management), ISO 14001 (Environmental Management) and ISO45001 (Occupational Health and Safety) to ensure that our concrete sleepers and under fence plinths are second to none.

50 YEARS EXPERIENCE

After 50 years of experience in the concrete industry, Silvercrete has established itself as a trusted market leader in the precast concrete industry for product diversity, quality and customer service.

Silvercrete introduced the concrete sleeper to the precast industry over 20 years ago and have been refining the process ever since, there isn't much we don't know about them.



STRUCTURALLY ENGINEERED AND CERTIFIED

Our concrete sleepers* are designed and engineered in accordance with AS3600 -2018 Concrete Structures and AS4678 Earth Retaining Structures, allowing some of our sleepers to be used in retaining walls up to 5 metres in height. Our dedicated production plant in South Australia manufactures all of our sleepers, which exceeds Australian standards by using 60MPa concrete and ACRS accredited steel reinforcement.


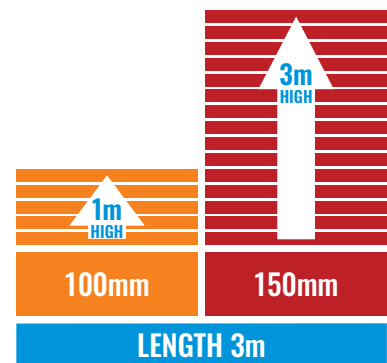
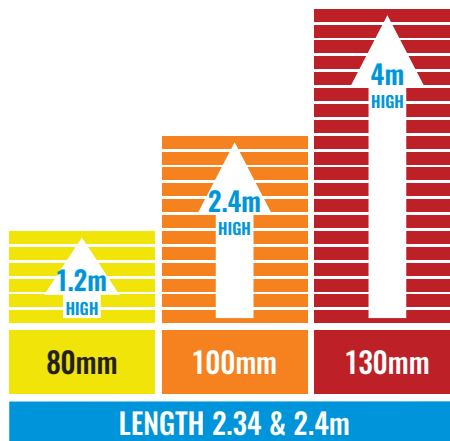
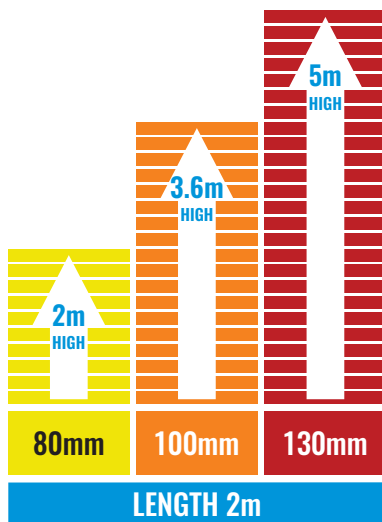
** Taper & Crib Sleepers are manufactured in accordance AS3600-2018 but will require site specific engineering.*



MAX HEIGHT DIAGRAM

Our simple retaining wall diagrams showcase the maximum height capabilities of our most popular concrete sleepers. Selecting the right specifications has never been easier.

** Please note: this does not act as, or replace professional engineering advice.*





SLEEPERS UNDER FENCE PLINTHS
HOUSE AND GARDEN **PAVERS**
TROUGHS RURAL AND AGRICULTURE
PLUMBING AND ELECTRICAL **SAFETY**

WWW.SILVERCRETE.COM.AU

